

March 2021 Investment Report

Highlights

- The S&P 500, Dow Jones Industrial Average and NASDAQ increased in March amid rising optimism for an economic recovery, while fixed income markets declined as U.S. Treasury bond yields rose.
- President Biden signed into law a \$1.9 trillion coronavirus aid spending bill. The package included direct checks and jobless aid, as well as money for schools, vaccine distribution efforts, and state and local governments.
- The U.S. economy added 916,000 non-farm jobs in March, marking a seven-month high and exceeding economists' median estimate of 660,000, according to a Bloomberg survey. The unemployment rate decreased to 6%.
- The Conference Board reported that U.S. consumer confidence increased to 109.7 from 90.4 in February, the highest reading since the pandemic began.
- FIF outperformed, while IEF, IPF, MAF and USEF underperformed their respective benchmarks for March.

Monthly Overview

Market Performance

Optimism for an economic recovery drove stock prices higher and bond prices lower in March. Led by value stocks and the utility sector, the S&P 500 Index of large-cap company stocks increased 4.4%, while the Dow Jones Industrial Average gained 6.8%. International stocks increased 1.4%, as measured by the MSCI AC World Ex U.S. IMI. The Bloomberg Barclays Treasury Index decreased 1.5%, and bond yields moved higher.

Federal Reserve

The U.S. Federal Reserve (Fed) kept overnight interest rates near zero and said it will continue to purchase at least \$120 billion of Treasury bonds and mortgage-backed securities monthly. Fed officials raised forecasts for economic growth and inflation, driven by widespread vaccinations and fiscal stimulus spending. The Fed expects U.S. gross domestic product to expand 6.5% in 2021, the fastest pace since 1983. Its median forecast for inflation in Q4 2021 stands at 2.4%, up from its previous projection of 1.8% released in December 2020.

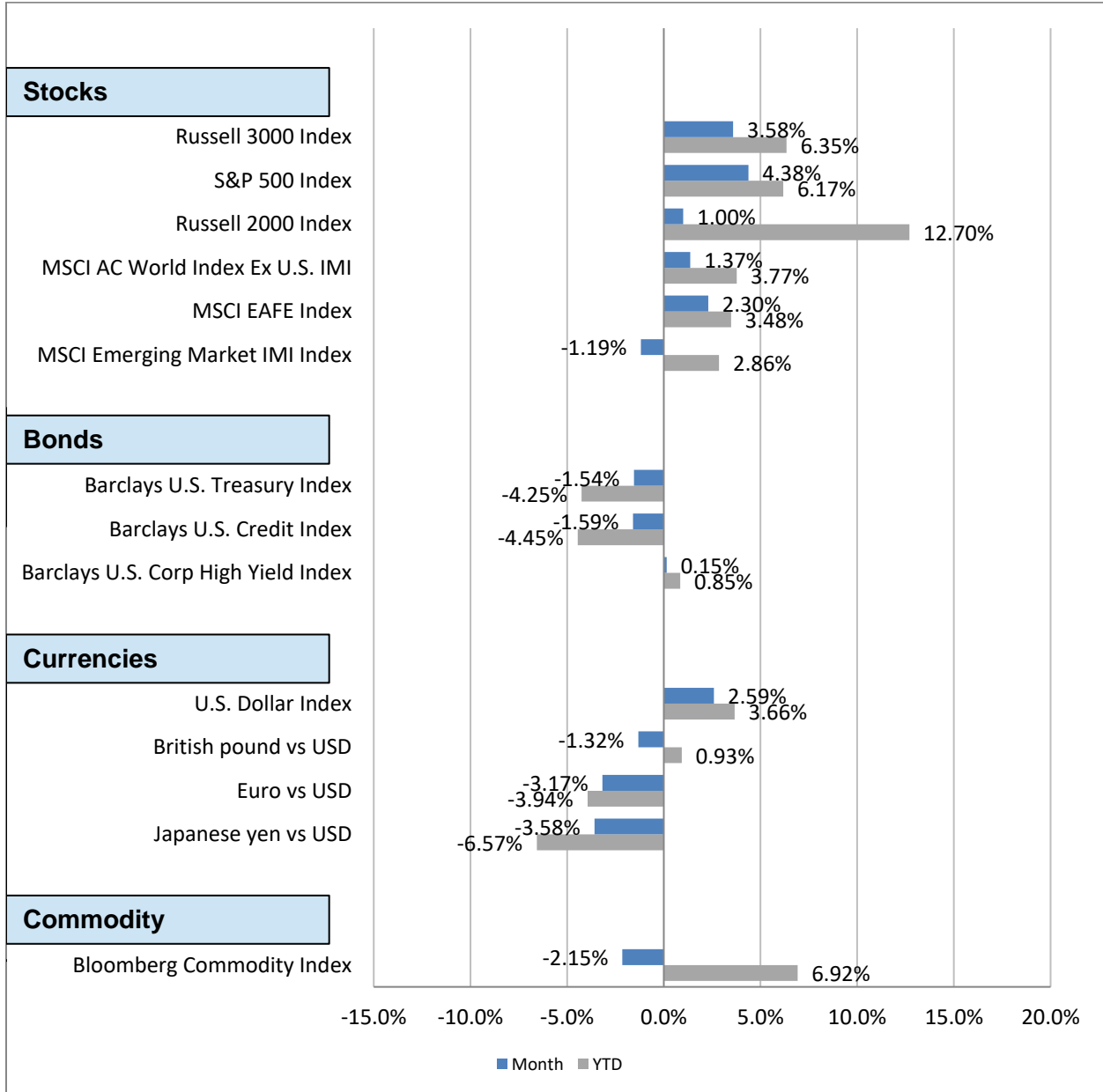
Vaccination Progress and Economic Recovery

President Biden set a new goal of administering 200 million vaccination doses within his first 100 days in office, having met his initial goal of 100 million doses within that time frame. The pace of vaccinations in the U.S. averaged 2.76 million doses per day at the end of March. Approximately 16% of the total U.S. population – and 50% of those age 65 and older – are fully vaccinated.

The Institute of Supply Management Manufacturing Purchasing Managers Index (PMI) increased to 64.7 despite reports of supply chain delays and shortages of semiconductors. The IHS Markit Flash Composite (manufacturing and services) PMI for the Eurozone increased to 52.5 in March, reflecting strong expansion in manufacturing and moderate service sector contraction. Germany led gains with a manufacturing reading of 68.5, the highest level since April 1996. Despite this current strength in the Eurozone, concerns remain for the second quarter as rising coronavirus infections there threaten to prompt tighter lockdown restrictions.

Sources: Bloomberg, CNBC, CDC, The Conference Board, FactSet, IHS Markit, ISM, The Wall Street Journal

Market Performance



Source: FactSet, as of March 31, 2021

Key Monthly Economic Statistics

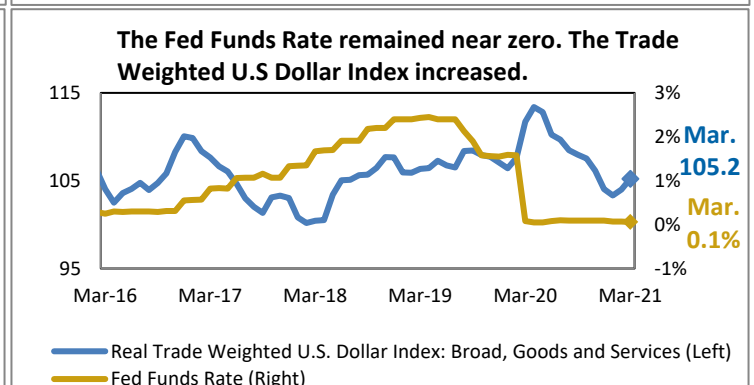
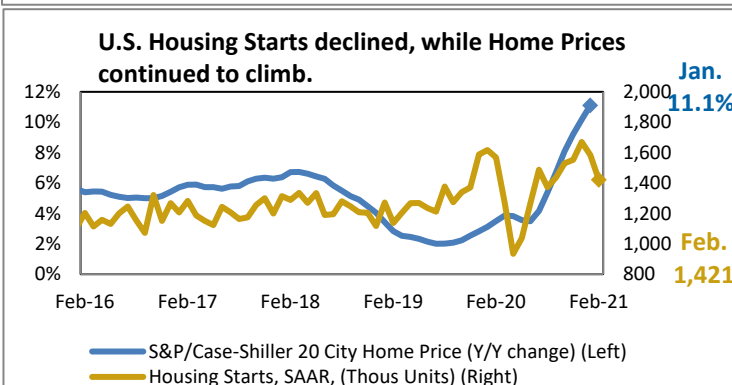
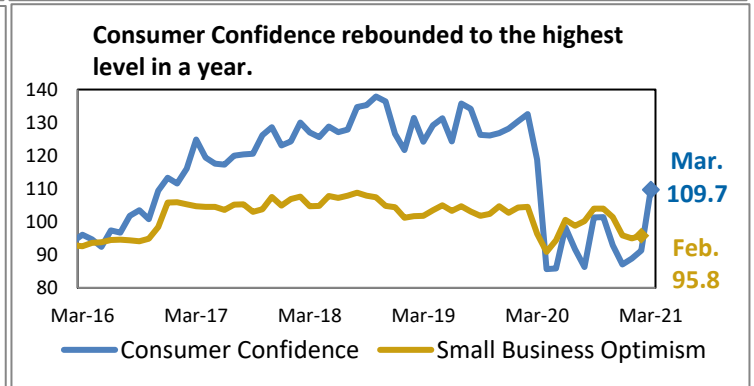
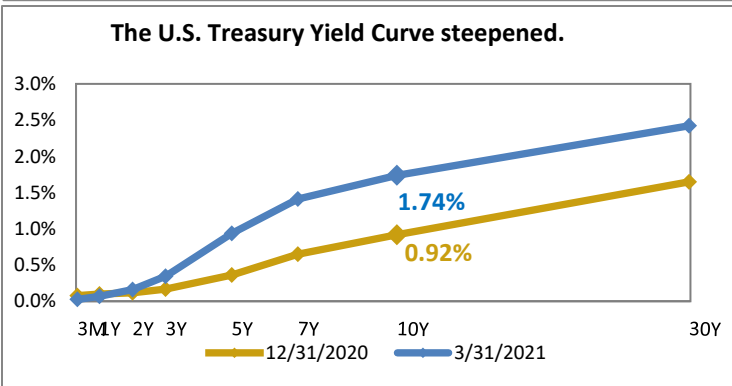
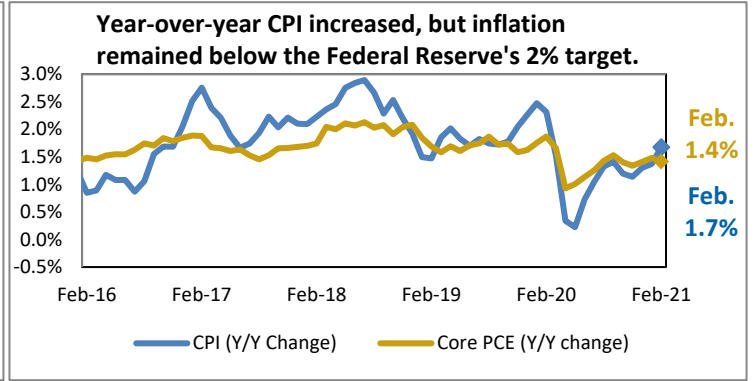
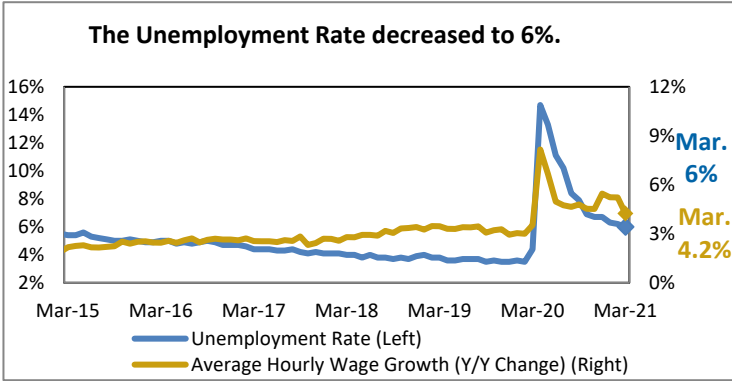
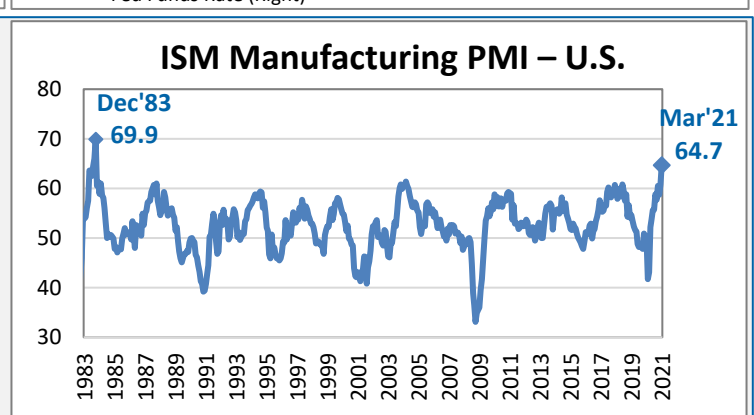


Chart of the Month

- The Institute for Supply Management (ISM) calculates its Purchasing Managers' Index (PMI) based on surveys of purchasing and supply executives nationwide.
- Readings above 50 indicate manufacturing expansion.
- March's ISM Manufacturing PMI of 64.7 was the highest since December 1983 (69.9). It was the 10th consecutive month of manufacturing expansion, indicating strong sector expansion and U.S. economic growth.



Source: FactSet; U.S. Bureau of Labor Statistics; The Conference Board; Federal Reserve Bank of St. Louis; Bureau of Economic Analysis; National Association of Realtors; ISM

Investment Fund Review (Net-of-Fees Performance)ⁱ

Equity Funds

U.S. Equity Fund

Fund	March	YTD
U.S. Equity Fund	+1.66%	+6.06%
Russell 3000 Index	+3.58%	+6.35%
Difference (percentage points)	-1.92	-0.29

- During March and year to date, the fund underperformed its benchmark due to active managers' investments in software and e-commerce companies, an overweight in underperforming small-cap growth companies, and dedicated investments in alternatives. The fund benefited from an underweight to large-cap growth stocks, which underperformed due to the continued re-opening of the economy and rotation to more pro-cyclical areas of the market. Stocks excluded in accordance with Wespath's Exclusions Policy (described [here](#)) also detracted from relative performance during both periods.

International Equity Fund

Fund	March	YTD
International Equity Fund	+0.88%	+2.50%
MSCI ACWI ex U.S. Investable Market Index (Net)	+1.37%	+3.77%
Difference (percentage points)	-0.49	-1.27

- During March and year to date, the fund underperformed its benchmark mainly due to underperforming investments held by active managers, specifically software companies in developed markets and poor performing holdings in China. Year to date, investments in private real estate and private equity detracted from relative performance. Stocks excluded in accordance with Wespath's Exclusions Policy slightly detracted from relative performance during the month but performed in line with the benchmark for the year-to-date period.

U.S. Equity Index Fund

Fund	March	YTD
U.S. Equity Index Fund	+3.51%	+6.31%
Russell 3000 Index	+3.58%	+6.35%
Difference (percentage points)	-0.07	-0.04

- The U.S. Equity Index Fund is a passively managed fund designed so that it closely matches the fund benchmark, less fees and expenses.

Fixed Income Funds

Fixed Income Fund

Fund	March	YTD
Fixed Income Fund	-1.06%	-3.25%
Barclays U.S. Universal (ex MBS) Index	-1.35%	-3.61%
Difference (percentage points)	+0.29	+0.36

- A one-hour timing difference in determining the fund's security prices and the benchmark's security prices on February 26, 2021 adversely affected benchmark-relative performance in February. The impact of the timing difference reversed on the following trading day (March 1, 2021), favorably affecting benchmark-relative performance in March. This event had no effect on year-to-date returns as of March 31. Absent this difference, the fund would have performed approximately in line with its benchmark for the month of March. The fund's custodian, Bank of New York Mellon, has changed the pricing of Wespath's fixed income securities to align with benchmark pricing time.
- For the month and year to date, allocations to emerging market debt detracted from benchmark-relative performance. Allocations to high-yield corporate bonds, senior loans, convertible debt and manager selection in global bonds, as well as the fund's interest rate positioning, added to relative performance. The fund is moderately less sensitive to changes in interest rates than its benchmark, which positively impacted benchmark-relative performance.

Extended Term Fixed Income Fund

Fund	March	YTD
Extended Term Fixed Income Fund	-1.91%	-7.18%
Barclays U.S. Government/Credit Long Term Index	-3.62%	-10.41%
Difference (percentage points)	+1.71	+3.23

- A one-hour timing difference in determining the fund's security prices and the benchmark's security prices on February 26, 2021 adversely affected benchmark-relative performance in February. The impact of the timing difference reversed on the following trading day (March 1, 2021), favorably affecting benchmark-relative performance in March. This event had no effect on year-to-date returns as of March 31. Absent this difference, the fund would have outperformed its benchmark by approximately 80 basis points for the month of March. The fund's custodian, Bank of New York Mellon, has changed the pricing of Wespath's fixed income securities to align with benchmark pricing time.
- The fund's policy of maintaining a lower sensitivity to interest rate movements contributed positively to benchmark-relative returns during the month and year to date. Manager sector and security selections added to performance for the month but was mixed for the year-to-date period.

Inflation Protection Fund

Fund	March	YTD
Inflation Protection Fund	-0.04%	-0.62%
IPF Benchmark ⁱⁱ	+0.28%	-1.91%
Difference (percentage points)	-0.32	+1.29

- A one-hour timing difference in determining the fund's security prices and the benchmark's security prices on February 26, 2021 adversely affected benchmark-relative performance in February. The impact of the timing difference reversed on the following trading day (March 1, 2021), favorably affecting benchmark-relative performance in March. This event had no effect in the year-to-date returns as of March 31. Absent this difference, the fund would have underperformed its benchmark by approximately 54 basis points for the month of March. The fund's custodian, Bank of New York Mellon, has changed the pricing of Wespath's fixed income securities to align with benchmark pricing time.
- The fund's underweight exposure to U.K. inflation-linked securities, as well as its allocation to senior loans, detracted from benchmark-relative performance during the month but contributed positively for the year-to-date period.

Balanced Fund

Multiple Asset Fund

Fund	March	YTD
Multiple Asset Fund	+0.57%	+2.12%
MAF Benchmark ⁱⁱⁱ	+1.35%	+2.22%
Difference (percentage points)	-0.78	-0.10

- During the month, the Fixed Income Fund positively contributed to benchmark-relative performance, but the U.S. Equity Fund, International Equity Fund and Inflation Protection Fund detracted.
- Year to date, the Fixed Income Fund and Inflation Protection Fund positively contributed to benchmark-relative performance, but the U.S. Equity Fund and International Equity Fund.

Social Values Choice Suite of Funds

Social Values Choice Bond Fund

Fund	March	YTD
Social Values Choice Bond Fund	-1.02%	-3.46%
Barclays U.S. Universal (ex MBS) Index	-1.35%	-3.61%
Difference (percentage points)	+0.33	+0.15

- A one-hour timing difference in determining the fund's security prices and the benchmark's security prices on February 26, 2021 adversely affected benchmark-relative performance in February. The impact of the timing difference reversed on the following trading day (March 1, 2021), favorably affecting benchmark-relative performance in March. This event had no effect on year-to-date returns as of March 31. Absent this difference, the fund would have outperformed its benchmark by approximately three basis points for the month. The fund's custodian, Bank of New York Mellon, has changed the pricing of Wespath's fixed income securities to align with benchmark pricing time.
- The fund's duration positioning, security selection in high-yield corporate bonds and exposure to securitized assets contributed positively to benchmark-relative performance during the month and year to date. Allocations to emerging market debt detracted from relative performance.

Social Values Choice Equity Fund

Fund	March	YTD
Social Values Choice Equity Fund	+3.83%	+5.42%
SVCEF Benchmark ^{iv}	+3.82%	+5.50%
Difference (percentage points)	+0.01	-0.08

- The Social Values Choice Equity Fund is a passively managed fund designed so that it closely matches the fund benchmark, less fees and expenses. The fund's fair market valuation policy (described [here](#)) positively impacted benchmark-relative performance year to date.

U.S. Treasury Inflation Protection Fund

Fund	March	YTD
U.S. Treasury Inflation Protection Fund	+0.23%	-1.84%
Barclays U.S. Inflation Linked Bond Index	-0.27%	-1.82%
Difference (percentage points)	+0.50	-0.02

- A one-hour timing difference in determining the fund's security prices and the benchmark's security prices on February 26, 2021 adversely affected benchmark-relative performance in February. The impact of the timing difference reversed on the following trading day (March 1, 2021), favorably affecting benchmark-relative performance in March. This event had no effect on year-to-date returns as of March 31. Absent this difference, the fund would have outperformed its benchmark by approximately five basis points for the month of March. The fund's custodian, Bank of New York Mellon, has changed the pricing of Wespath's fixed income securities to align with benchmark pricing time.
- The U.S. Treasury Inflation Protection Fund is a passively managed fund designed so that it closely matches the performance of the fund benchmark, less fees and expenses.

For additional information, please contact:**Karen Manczko***Director, Institutional Relationships*

(847) 866-4236 direct

(847) 866-4100 general

kmanczko@wespath.org**Bill Stewart, CIMA, CFA***Director, Institutional Relationships*

(847) 866-2700 direct

(847) 866-4100 general

bstewart@wespath.org

1901 Chestnut Avenue
Glenview, Illinois 60025
(847) 866-4100
wespath.org

ⁱ Historical returns are not indicative of future performance. Fund returns are net of fees. Please refer to the [Investment Funds Description – P Series](#) for more information about the funds. This is not an offer to purchase securities.

ⁱⁱ The benchmark for the Inflation Protection Fund is comprised of 80% Barclays World Government Inflation Linked Bond Index (Hedged), 10% Barclays Emerging Market Tradeable Inflation Linked Bond Index (Unhedged) and 10% Bloomberg Commodity Index.

ⁱⁱⁱ The benchmark for the Multiple Asset Fund is comprised of 35% Russell 3000 Index, 30% MSCI All Country World Index (ACWI) excluding USA Investable Market Index (IMI), 25% Barclays Capital U.S. Universal Index ex-Mortgage Backed Securities and 10% Inflation Protection Fund (IPF) Benchmark.

^{iv} The benchmark for the Social Values Choice Equity Fund is the MSCI World Environmental, Social and Governance (ESG) ex Fossil Fuels Index.